

Dual Rail Combo CAT6 LCD Console Drawers

Optimize rack space. Maximize rack monitoring



Our range of LCD console drawers provides a variety of features that simplify to access servers to making system monitoring, troubleshooting and software upgrades.

Flexible dual rail design, capable LCD screen and keyboard tray operated independently.

The self-locking rails when in the fully extended open position and the ultraconvenient auto lock release when the LCD panel is closed, make for simple

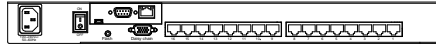
and hassle free operation.

Available with 17" or 19" A-Grade LCD panels, Combo CAT6 8, 16 or 32 port integrated KVM switch & with an remote IP console.

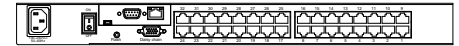
Using CAT5 or CAT6 ethernet cable, support max. Computer distance up to 40 meters away.



Rear of KVMD-1708/1908ASL-M6



Rear of KVMD-1716/1916ASL-M6



Rear of KVMD-1732/1932ASL-M6

Optional Remote IP Access

- An expansion slot allows you to add an optional KVM over IP module to enable remote access to your servers.
- Gain BIOS level access to your servers for system maintenance, support or failure recovery via secure SSL authentication and encryption.



Features

- Support combo interface, VGA-USB & VGA-PS/2.
- Up to 40 meters between Servers to KVM.
- Dual slide rail capable LCD screen and keyboard tray independent Operate.
- Durable 104-key keyboard and touch pad.
- Quick and simple installation.
- Self-locking and auto release rails for ultra-convenience.
- Port selection via push buttons or On-Screen-Display (OSD).
- Dedicated daisy chain port to expand up to 256 servers.
- Access Control List (ACL) security function for up to 8 independent user accounts.

Part No.	KVMD-1708ASL-M6	KVMD-1716ASL-M6	KVMD-1732ASL-M6	KVMD-1908ASL-M6	KVMD-1916ASL-M6	KVMD-1932ASL-M6
Direct no. of Computers	8	16	32	8	16	32
Maximum no. of Computers	232(Daisy Chain)	240(Daisy chain)	256(Daisy chain)	232(Daisy Chain)	240(Daisy chain)	256(Daisy chain)
LCD	Size	17"			19"	
	Backlight	LED			LED	
	Resolution	1280*1024			1280*1024	
	Max.color	16.7M			16.7M	
	Luminance	250cd/m2			250cd/m2	
	View Angel (H/V)	176 / 170			170 / 160	
Contrast Ratio	1000 : 1			1000 : 1		
Port Selection	Push Button, OSD or Hotkey					
Expansion Slot	Yes, option for Remote IP Access					
Max. Computer Distance	40 meters (Servers to KVM)					
KB/Mouse Emulation	USB & PS2					
Rack Depth	522mm to 1100mm (rack cabinet front rails to rear rails)					
Power	100-240V AC 50/60Hz via IEC Type power cord					
Environment	Operation temp: 0 to 50°C Storage temp: -20 to 60°C Humidity: 10% - 90%, non-condensing Shock: 10G acceleration (11ms duration) Vibration: 17 to 500Hz 1G PTP					
Physical Dimensions / Net Weights	449.8x44.4x685mm (WxHxD) / 13.0KG			449.8x44.4x685mm (WxHxD) / 13.5KG		
Packing Dimensions / Gross weights	710x185x910mm (WxHxD) / 20.0KG			710x185x910mm (WxHxD) / 20.5KG		

Accessory

1.8meter IEC Type Power Cord

Option Relate Item

DGU	CAT6 KVM Dongle-USB&VGA	DGP	CAT6 KVM Dongle -PS/2&VGA
DGD	CAT6 KVM Dongle-USB&DVI	DIP-101	KVM over IP module for Remote Bios Level Access

SAIS - Sacasa Industries & Systèmes

8 rue André Marie Ampère

28500 Vernouillet - France

09 70 440 600 - (+ 33) 970 440 600

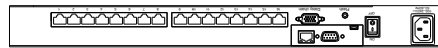
<https://clavier-ecran-rackable.fr>

contact@sacasa.info

Rear of KVMD-1708/1908ASL-M6



Rear of KVMD-1716/1916ASL-M6



Rear of KVMD-1732/1932ASL-M6

