

# Combo CAT6 LCD Console Drawers Screen Rotate Version

Optimize rack space. Maximize rack monitoring



## Optional Remote IP Access

- An expansion slot allows you to add an optional KVM over IP module to enable remote access to your servers.
- Gain BIOS level access to your servers for system maintenance, support or failure recovery via secure SSL authentication and encryption.



The Anno range of LCD console drawers provides a variety of features that simplify to access servers to making system monitoring, troubleshooting and software upgrades.

The self-locking rails when in the fully extended open position and the ultra-convenient auto lock release when the LCD panel is closed, make for simple and hassle free operation.

Available with 21.5" or 23.8" A-Grade LCD panels, Combo CAT6 8, 16 or 32 port integrated KVM switch & a remote IP console.

Using CAT5 or CAT6 ethernet cable, support max. Computer distance up to 40 meters away.

## Features

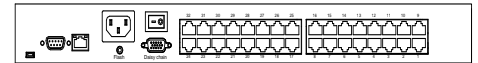
- facilitated by screen rotate function.
- Support combo interface, VGA-USB & VGA-PS/2.
- Up to 40 meters between Servers to KVM.
- Durable 104-key keyboard and touch pad.
- Quick and simple installation.
- Self-locking and auto release rails for ultra-convenience.
- Port selection via push buttons or On-Screen-Display (OSD).
- Dedicated daisy chain port to expand up to 256 servers.
- Access Control List (ACL) security function for up to 8 independent user accounts.



Rear of KVM-2108ASL-M5  
Rear of KVM-2408ASL-M5



Rear of KVM-2116ASL-M5  
Rear of KVM-2416ASL-M5



Rear of KVM-2132ASL-M5  
Rear of KVM-2432ASL-M5

Part No.	KVM-2108ASL-M5	KVM-2116ASL-M5	KVM-2132ASL-M5	KVM-2408ASL-M5	KVM-2416ASL-M5	KVM-2432ASL-M5
Direct no. of Computers	8	16	32	8	16	32
Maximum no. of Computers	232 (Daisy Chain)	240 (Daisy Chain)	256 (Daisy Chain)	232 (Daisy Chain)	240 (Daisy Chain)	256 (Daisy Chain)
LCD	Size	21.5"		23.8"		
	Backlight	LED		LED		
	Resolution	1920*1080 FULL HD (support up to 1920*1200)		1920*1080 FULL HD (support up to 1920*1200)		
	Max.color	16.7M		16.7M		
	Luminance	250cd/m2		250cd/m2		
	View Angel (H/V)	178 / 178		178 / 178		
	Contrast Ratio	3000 : 1		1000 : 1		
Port Selection	Push Button, OSD or Hotkey					
Expansion Slot	Yes, option for Remote IP Access					
Max. Computer Distance	40 meters ( Servers to KVM )					
KB/Mouse Emulation	USB & PS2					
Rack Depth	600mm to 1300mm ( rack cabinet front rails to rear rails )					
Power	100-240V AC 50/60Hz via IEC Type power cord					
Environment	Operation temp: 0 to 50°C Storage temp: -20 to 60°C Humidity: 10% - 90%, non-condensing Shock: 10G acceleration ( 11ms duration) Vibration: 17 to 500Hz 1G PTP					
Physical Dimensions / Net Weights	448 x 44 x 790mm (WxHxD) / 19.5KG					
Packing Dimensions / Gross weights	580 x 195 x 940mm (WxHxD) / 23KG					
<b>Accessory</b>						
1.8meter IEC Type Power Cord						
<b>Option Relate Item</b>						
DGU	CAT6 KVM Dongle-USB&VGA		DGP	CAT6 KVM Dongle -PS/2&VGA		
DGD	CAT6 KVM Dongle-USB& DVI		DIP-101	KVM over IP module for Remote Bios Level Access		

**SAIS - Sacasa Industries & Systèmes**  
 8 rue André Marie Ampère  
 28500 Vernouillet - France  
 09 70 440 600 - (+ 33) 970 440 600  
<https://clavier-ecran-rackable.fr>  
[contact@sacasa.info](mailto:contact@sacasa.info)

# Combo CAT6 LCD Console Drawers Screen Rotate Version

Optimize rack space. Maximize rack monitoring



Lift the display




Display rotate to the right

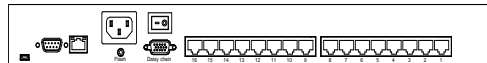


Operating position

Rear of KVM-2108ASL-M5  
Rear of KVM-2408ASL-M5



Rear of KVM-2116ASL-M5  
Rear of KVM-2416ASL-M5



Rear of KVM-2132ASL-M5  
Rear of KVM-2432ASL-M5

