

Dual Rail Combo DB15 LCD Console Drawers

Optimize rack space. Maximize rack monitoring



Our range of LCD console drawers provides a variety of features that simplify to access servers to making system monitoring, troubleshooting and software upgrades.

Flexible dual rail design, capable LCD screen and keyboard tray operated independently.

The self-locking rails when in the fully extended open position and the ultra-convenient auto lock release when the LCD panel is closed, make for simple and hassle free operation.

Available with 17" or 19" A-Grade LCD panels, combo DB15 single, 8 or 16 port integrated KVM switch & with an option remote IP console.

Optional Remote IP Access

- An expansion slot allows you to add an optional KVM over IP module to enable remote access to your servers.
- Gain BIOS level access to your servers for system maintenance, support or failure recovery via secure SSL authentication and encryption.

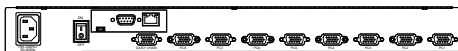


Features

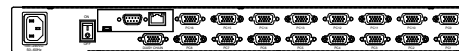
- Support combo interface, VGA-USB & VGA-PS/2.
- Dual slide rail capable LCD screen and keyboard tray independent Operate.
- Durable 104-key keyboard and touch pad.
- Quick and simple installation.
- Self-locking and auto release rails for ultra-convenience.
- Port selection via push buttons or On-Screen-Display (OSD).
- Dedicated daisy chain port to expand up to 240 servers.
- Access Control List (ACL) security function for up to 8 independent user accounts.



Rear of KVMD-1701/1901AST-M6



Rear of KVMD-1708/1908AST-M6



Rear of KVMD-1716/1916AST-M6

Part No.	KVMD-1701AST-M6	KVMD-1708AST-M6	KVMD-1716AST-M6	KVMD-1901AST-M6	KVMD-1908AST-M6	KVMD-1916AST-M6
Direct no. of Computers	1	8	16	1	8	16
Maximum no. of Computers	1	232(Daisy Chain)	240(Daisy chain)	1	232(Daisy Chain)	240(Daisy chain)
LCD	Size	17"		19"		
	Backlight	LED		LED		
	Resolution	1280*1024		1280*1024		
	Max.color	16.7M		16.7M		
	Luminance	250cd/m2		250cd/m2		
	View Angel (H/V)	176 / 170		170 / 160		
	Contrast Ratio	1000 : 1		1000 : 1		
Port Selection	N/A	Push Button, OSD or Hotkey		N/A	Push Button, OSD or Hotkey	
Expansion Slot	N/A	Yes, option for Remote IP Access		N/A	Yes, option for Remote IP Access	
KB/Mouse Emulation	USB & PS2					
Rack Depth	522mm to 1100mm (rack cabinet front rails to rear rails)					
Power	100-240V AC 50/60Hz via IEC Type power cord					
Environment	Operation temp: 0 to 50℃ Storage temp: -20 to 60℃ Humidity: 10% - 90%, non-condensing Shock: 10G acceleration (11ms duration) Vibration: 17 to 500Hz 1G PTP					
Physical Dimensions / Net Weights	449.8x44.4x685mm (WxHxD) / 13.0KG			449.8x44.4x685mm (WxHxD) / 13.5KG		
Packing Dimensions / Gross weights	710x185x910mm (WxHxD) / 20.0KG			710x185x910mm (WxHxD) / 20.5KG		

Accessory

1.8meter IEC Type Power Cord (1.8meter VGA& PS2Cable + 1.8meter USB A Type Cable for KVMD-1701/1901AST-M6)

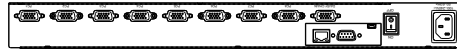
Option Relate Item

CVU-018	1.8meter 2-in-1 KVM Cable-USB&VGA	CVP-018	1.8meter 3-in-1 KVM Cable-PS/2&VGA
CVU-030	3.0meter 2-in-1 KVM Cable-USB&VGA	CVP-030	3.0meter 3-in-1 KVM Cable-PS/2&VGA
CVU-050	5.0meter 2-in-1 KVM Cable-USB&VGA	CVP-050	5.0meter 3-in-1 KVM Cable-PS/2&VGA
DIP-101	KVM over IP module for Remote Bios Level Access		

Rear of KVMD-1701/1901AST-M6



Rear of KVMD-1708/1908AST-M6



Rear of KVMD-1716/1916AST-M6

