

SAIS - Sacasa Industries & Systèmes
8 rue André Marie Ampère
28500 Vernouillet - France
09 70 440 600 - (+ 33) 970 440 600
<https://clavier-ecran-rackable.fr>
contact@sacasa.info

VIBRATION TEST REPORT

Report No. : ENVA10070504
S9

Product Model Number : S9



Spectrum Research & Testing Lab., Inc.

No. 101-10, Ling 8, Shan-Tong Li,
Chung-Li City, Taoyuan, Taiwan

**VIBRATION TEST
REPORT**

Reference No.: A10070504

ReportNo.:ENVA10070504

Page: 1 of 8

Date: Jul. 09, 2010

Product Name : S9
Model Number : S9
Date of Receipt : Jul. 05, 2010
Final date of Test : Jul. 09, 2010

We, **Spectrum Research & Testing Laboratory Inc.**, hereby certify that one sample of the above was tested in our laboratory according to the specifications required by the applicant. Details of the results are given in the subsequent pages of this report. The test results in the report apply only to the sample(s) tested by SRT Lab. Meanwhile, this report shall not be reproduced except in full, without the written approval of the laboratory.

Tested By : _____ , Date: _____

Approved By : _____ , Date: _____



**Spectrum Research &
Testing Lab., Inc.**
No. 101-10, Ling 8, Shan-Tong Li,
Chung-Li City, Taoyuan, Taiwan

**VIBRATION TEST
REPORT**

Reference No.: A10070504
ReportNo.:ENVA10070504
Page: 2 of 8
Date: Jul. 09, 2010

TABLE OF CONTENTS

1.	DOCUMENT POLICY, TEST STATEMENT	3
1.1.	DOCUMENT POLICY	3
1.2.	TEST STATEMENT	3
2.	DESCRIPTION OF APPLIED SPECIFICATIONS.....	3
3.	TEST EQUIPMENT.....	4
4.	ENVIRONMENTAL CONDITIONS.....	4
5.	RESULTS	4
6.	PHOTOS & FIGURES OF TEST.....	5

	Spectrum Research & Testing Lab., Inc. No. 101-10, Ling 8, Shan-Tong Li, Chung-Li City, Taoyuan, Taiwan	VIBRATION TEST REPORT	Reference No.: A10070504 ReportNo.:ENVA10070504 Page: 3 of 8 Date: Jul. 09, 2010
-----------------------------------------------------------------------------------	--------------------------------------------------------------------------------------------------------------------------	------------------------------	-------------------------------------------------------------------------------------------

1. DOCUMENT POLICY, TEST STATEMENT

1.1. DOCUMENT POLICY

The report shall not be reproduced except in full, without the written approval of SRT Lab, Inc.

1.2. TEST STATEMEN

This report provides the test procedures and the test result to verify the tested unit provided by the applicant for the following: operational capabilities under normal conditions, and operational capabilities under various environmental conditions.

The data shown in this report reflects the test results for the condition described in the report.

No modifications were made by SRT Lab.

2. DESCRIPTION OF APPLIED SPECIFICATIONS

GENERAL DESCRIPTION OF UNIT

Product Name	S9
Model Number	S9
Power Supply	Operating

The tested unit was tested according the specification required by applicant. The test specifications are described below:

ITEM	WAVE	FREQ.; STRENGTH; SWEEP RATE	DURATION TIME	DIRECTION	OPERATION	REMARK OR SPECIMEN	TEST RESULT
1	swept sine	20Hz- 60Hz, 0.075mm (peak to peak)	30min per axis	X, Y, Z	Operating	Unpacking	AA

Note : a. Function performance : A : Normal Performance during test. ; B : Temporary degradation or loss of function or performance which is self-recoverable. C : Temporary degradation or loss of function or performance which requires operator intervention system reset. ; D : All function or performance fail. ; E : Checked by client only. ;

b. Frame, Construction : A : No damage. ; B : Frame or construction has been change or bend, but no broken or screw looser. ; C : Frame or construction has been broken or screw jump out.

The first word of the test result is function performance, and the second word of the test result is frame or construction.

	Spectrum Research & Testing Lab., Inc. No. 101-10, Ling 8, Shan-Tong Li, Chung-Li City, Taoyuan, Taiwan	VIBRATION TEST REPORT	Reference No.: A10070504 ReportNo.:ENVA10070504 Page: 4 of 8 Date: Jul. 09, 2010
-----------------------------------------------------------------------------------	--------------------------------------------------------------------------------------------------------------------------	------------------------------	-------------------------------------------------------------------------------------------

3. TEST EQUIPMENT

The following test equipment was used for the test :

EQUIPMENT / FACILITIES	SPECIFICATIONS	MANUFACTURER	MODEL# / SERIAL#	DUE DATE OF CAL.
VIBRATION TESTER	MAX. Displacement: 50 mm MAX. Frequency : 5Hz-2kHz	KING DESIGN INDUSTRIAL CO. ,LTD	KD-9363EM-2000F2K-50N250/ XQ111099290	03.31.2011
VIBRATION CONTROLLER	--	DACTRON	Laser Shock Control System/ 5158282	--
CONTROL ACCELEROMETER	49.81mV/g	KISTLER	8704B100M1/ C148235	07.14.2010

Note : The calibration interval of the above test equipment is one year.

4. ENVIRONMENTAL CONDITIONS

Temperature : 26°C

Humidity : 67%RH


5. RESULTS

Please refer to the test record



6. PHOTOS & FIGURES OF TEST

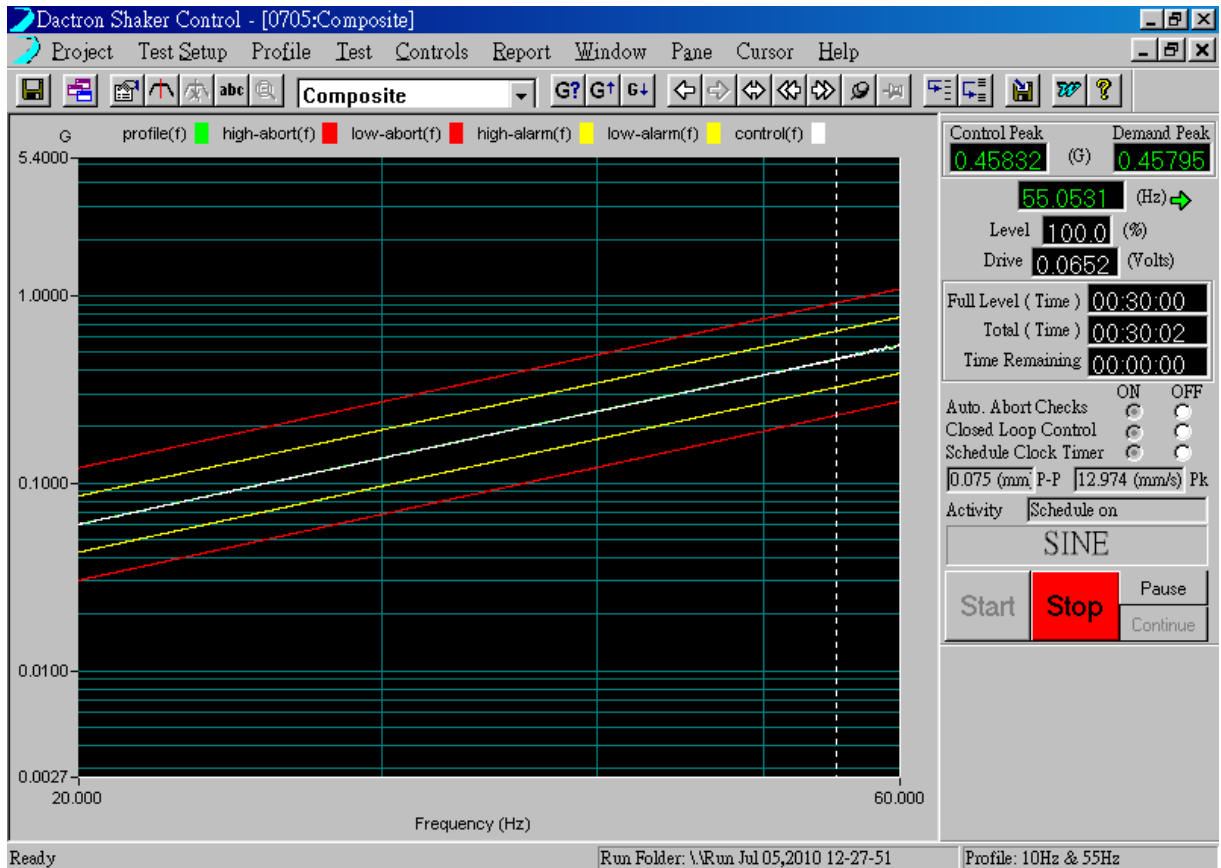
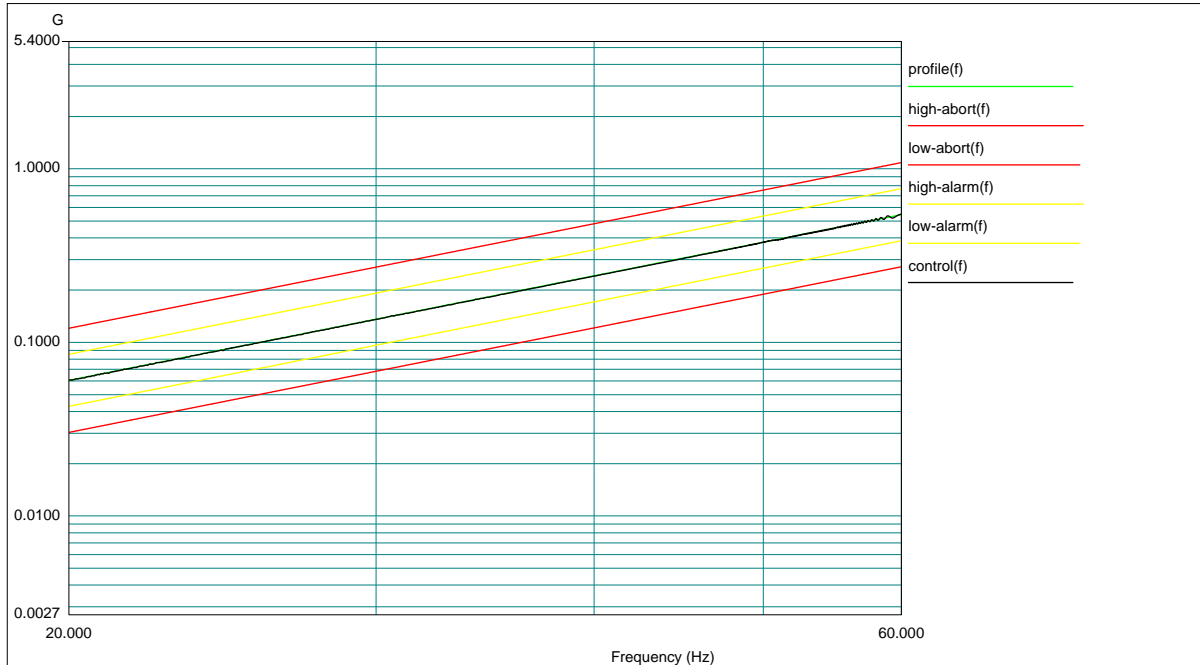
PHOTOS





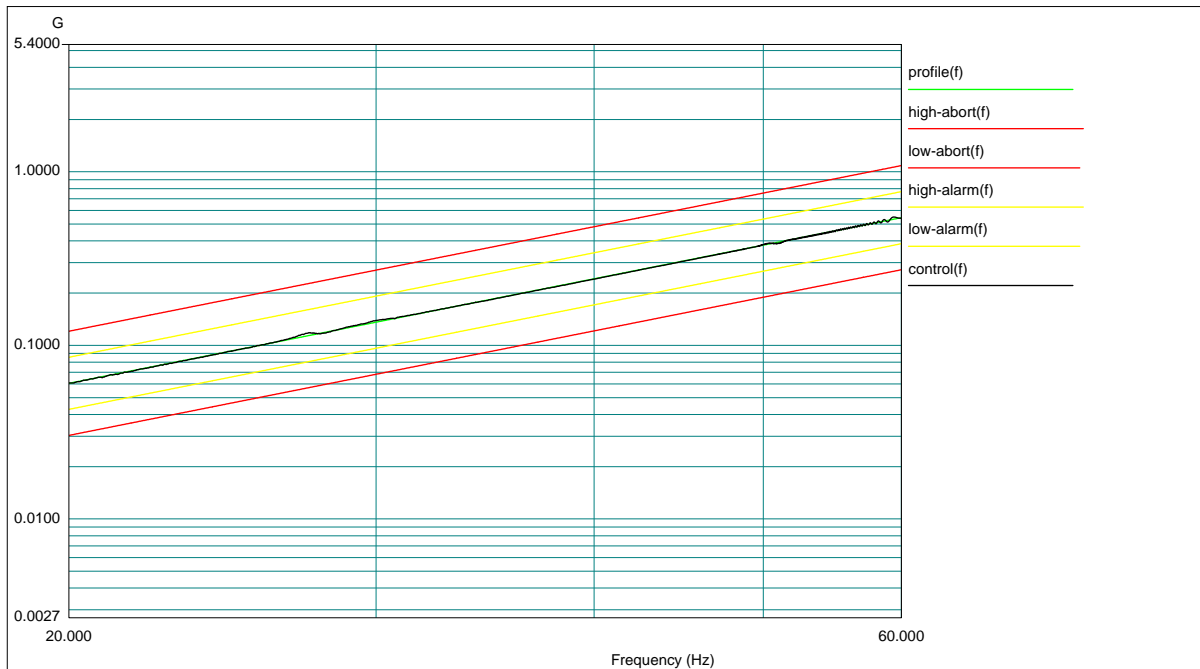
FIGURE

X axis





Y axis



Dactron Shaker Control - [0705:Composite]

Project Test Setup Profile Test Controls Report Window Pane Cursor Help

Composite

Control Peak: 0.46098 (G) Demand Peak: 0.45795 (G)

55.0598 (Hz)

Level: 100.0 (%)

Drive: 0.0490 (Volts)

Full Level (Time): 00:30:00

Total (Time): 00:30:02

Time Remaining: 00:00:00

Auto. Abort Checks: ON

Closed Loop Control: OFF

Schedule Clock Timer: ON

0.075 (mm) P-P 12.973 (mm/s) Pk

Activity: Schedule on

SINE

Start Stop Pause Continue

Ready Run Folder: \\Run Jul 05, 2010 14-17-15 Profile: 10Hz & 50Hz



Z axis

